

RX series robots, together with the knowledge of HKTm, sectoral experience and advanced technology, **have been designed for plastic injection machines.**

RX6 robot model ensures that the production is optimum and the cycle is serial with standardized stroke lengths and axis speeds for small and medium sized injection machines.

RX series robots **can be learned quickly and easily** thanks to the software designed with the principle of user friendly.

FAST ROBUST COMPATIBLE

Control Flexibility with Tablet PC



Control flexibility thanks to the wireless connection that can be integrated with all tablet computers.

A specially designed user-friendly interface that is easy to learn and teach.

Smart Vibration Control




Thanks to positioning speed optimization, vibration caused by external impact is minimized actively.

Remote Access with Internet Connection




Possibility of additional training and software version update via remote connection.

Optimized Drive and Guiding System




A fast, precise and silent operating motion system thanks to the drive and Guiding system optimized for operating at high speeds and accelerations.

Fixed X Axis Design



Thanks to fixed X Axis design, there are no moving parts behind the mounting plate. It provides free space for obstacles such as building beams, platforms, ventilation ducts that may be on the machine

Integrated Control Panel



The control panel enables external electrical connections to be made by bus cable and also enables external equipment to be controlled directly. Custom design control panel, which is mounted on traverse axis, saves space in the plant.

RX6 CNC ROBOT

Thanks to the dynamic servo motors, high precision linear movement components and engineering of Bosch Rexroth, RX series robots are able to keep their pace and positions for each cycle at pick and place, insert placement, IML and quality assurance applications.

Thanks to **Bosch Rexroth's** new generation axis **control system ctrlX**, RX series robots integrate seamlessly and easily into all injection molding machines and applications and complete the machine.

Compact Design

- Low footprint on machine thanks to the compact design
- Additional free space thanks to the control panel located on main axis

Lightweight and High Speed Structure

- Reinforced horizontal axes providing high rigidity
- Thanks to special designed double railed aluminium vertical profile, optimized in-out times at IML and insert applications
- High quality servo motors and high precision linear movement components (Bosch Rexroth) for all axes

Integrated Line Filter

- Standard line filter minimizes the interference by responding to them and makes a more secure process possible.

Easy Control

- Integration with all injection machines via Euromap interface (12 or 67)
- I/O support for robot arm equipment
- High speed communication with axes via EtherCAT protocol

User Interface

- 10.4" large screen
- Easy control and maximum efficiency of use with a specially designed user interface



Model	Payload (kg)	Pick and Place X Axis (mm)	Horizontal Stroke Z Axis (mm)	Vertical Stroke Y Axis (mm)	Appropriate Machine Tonnage (ton)
RX6	6	450 / 690	1450 / 1950 / 2450	600 / 800 / 1000 / 1200	25-450